


GEOG 2041B – Geography of China Course Outline: Section 001 Winter 2021



Although this academic year might be different, Western University is committed to a **thriving campus**. We encourage you to check out the [Digital Student Experience](#) website to manage your academics and well-being. Additionally, the following link provides available resources to support students on and off campus: <https://www.uwo.ca/health/>.

1. Technical Requirements



Stable internet connection



Laptop or computer



Working microphone



Working webcam



Zoom application installed

Recommended technical specifications:
<https://registrar.uwo.ca/academics/timetables.html>

Western Zoom webpage, including privacy
information: <https://wts.uwo.ca/zoom/index.html>.

2. Course Information



Delivery Mode	Dates	Time
Online		

*Details about design and delivery of the course are listed below in Section 5

Classes Start	Reading Week	Classes End	Study day(s)	Exam Period
January 11	February 13-21	April 12	April 13	April 14-30

* January 19, 2021: Last day to add a second-term half course

* March 15, 2021: Last day to drop a second-term half course without penalty



Course Instructor	Contact Information	Office Hours
DR. Clare Gordon	cgordon@uwo.ca	Friday 11:30 am – 12:30 pm or By Appointment; or Course OWL Forums Q&A

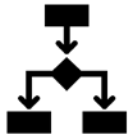
Teaching Assistants	Contact Information	Office Hours
Yongjun He Bo Shan	yhe563@uwo.ca bshan3@uwo.ca	Course OWL Forums Q&A or By Appointment



- Office hours will be held remotely using Zoom Friday 11:30 am – 12:30 pm.
- Students will be able to drop into session via the course OWL site.
- Students who cannot find answers in the course material or Course Outline can post such questions at the Questions and Answers area under OWL Forums which are checked daily.

3. Calendar Description

This course adopts a geographic approach to understanding contemporary China. It examines how transformations of China's land, people, economy, and society are recasting internal regional divisions and repositioning China in a rapidly changing world.



2 lecture hours, 0.5 course
Antirequisite(s): None
Prerequisite(s): None
Prerequisite checking is the student's responsibility

4. Textbook

- All resources will be posted in OWL
- Required textbook:

Veeck, Gregory. et al. 2016. (3rd ed.) *China's Geography: Globalization and the Dynamics of Political, Economic, and Social Change*. Lanham, MD: Rowman & Littlefield Publishers.
ISBN 978-1442252561



Students can order through the BookStore website for **CURBSIDE PICKUP**.
https://bookstore.uwo.ca/textbook-search?campus=UWO&term=W2020B&courses%5B0%5D=001_UW/GEO2041B

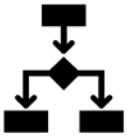
An etext version is available, but not through the BookStore platform.
To purchase an etext version, if they prefer, students can go to the link:
<https://rowman.com/ISBN/9781442252578>

5. Course Objectives and Format

This course provides students with a comprehensive view on a rapidly changing China and its geographic condition and realities. Lectures will present essential information for a virtual tour of the regions and peoples of the “many Chinas” in the reform era. We trace dramatic changes over space and time while this vast ancient civilization emerges on the world stage as contemporary China. We explore diverse values, practices, and landscapes. We see continuing development in the face of daunting challenges, but also exciting possibilities for the future of its own citizens, regional roles, and global presence.

The course uses the theories and methodologies of geography to help students understand these dynamic changes in context. Employing various scales of analysis to identify regional features, students will explore the conditions, events, problems, and trends of contemporary China and their implications for people inside and outside of China.

There are no labs or tutorials. In-class lectures and discussions, as well as readings, note taking, and assignments are essential to success in the learning process. All PPT slides used to support lectures will be posted on OWL.



Mode	Dates	Time	Frequency
Virtual asynchronous	N/A	4 hours	weekly

All course material will be posted to OWL: <http://owl.uwo.ca>. Any changes will be indicated on the OWL site and discussed with the class.

Google Chrome or Mozilla Firefox are the preferred browsers to optimally use OWL; update your browsers frequently. Students interested in evaluating their internet speed, please click [here](#). [Using the right browser is important, especially when using different features integrated with OWL]

If students need assistance, they can seek support on the [OWL Help page](#). Alternatively, they can contact the [Western Technology Services Helpdesk](#). They can be contacted by phone at 519-661-3800 or ext. 83800.

6. Learning Outcomes

After successful completion of this course, students will have

- knowledge of the geography of China: population, environmental, cultural, political, and economic characteristics;
- use of geographical concepts and techniques: reading and working with map data and satellite images of China;
- understanding of the regions of China: natural (physical) settings, socio-economic regions, and recasting regions;
- critical reasoning and presentation skills; research project and teamwork; communication.



7. Course Content and Schedule

2021

Dates	Lecture Topics	Readings	Assignments
Jan 15	Course Overview; Introduction: China's Path and Progress	Chap. 1, pp. 1-20	NGC Video: <i>China from Above</i>
Jan 22	Physical Geographies: Landscape of Diversity	Chap. 2, pp. 21-49	Quiz 1 Study Groups
Jan 29	History: Ancient Roots and Biding Traditions	Chap. 3, pp. 50-85	Quiz 2
Feb 5	Politics: The Central Kingdom in a Globalized World	Chap. 4, pp. 86-116	Quiz 3
Feb 12	Cities: The Road to an Urban Revolution Population: Demographic Changes and Challenges	Chap. 5, pp. 117-154 Chap. 6, pp. 155-181	Test 1
Feb 19	<i>Reading Week</i>	<i>N/A</i>	<i>N/A</i>
Feb 26	Inequality: Rising Social, Economic, and Spatial Divides	Chap. 7, pp. 182-211	Quiz 4 Interim Report
Mar 5	Economy: A Preface to China's Changing Economic Geography	Chap. 8, pp. 212-240	Quiz 5
Mar 12	Agriculture: From Antiquity to Revolution to Reform	Chap. 9, pp. 241-266	Quiz 6
Mar 19	Industry: Transition to the Factory of the World	Chap. 10, pp. 267-291	Test 2
Mar 26	Trade and Transportation: New Pillars of Growth; The Environment: Crises and Response	Chap. 11, pp. 292-308 Chap. 12, pp. 309-339	Quiz 7
Apr 2	<i>Good Friday</i>	<i>N/A</i>	<i>N/A</i>
Apr 9	Taiwan, Hong Kong, and Macau: Asian Miracle	Chap. 13, pp. 340-363 Chap. 14, pp. 364-395	Quiz 8 Final Report



8. Online Participation and Engagement



- Students are expected to participate and engage with content as much as possible
- Students can also participate by interacting in the forums with their peers and instructors.

9. Communication



- Students should check the OWL site every 24 – 48 hours
- For any other communication, the centrally administered **e-mail account** provided to students will be considered the individual's official university e-mail address. It is the responsibility of the account holder to ensure that e-mail received from the University at his/her official university address is attended to in a timely manner. You can read about the privacy and security of the UWO email accounts [here](#).
- Q&A will be monitored daily; students will receive a response in 24 – 48 hours.
- This course will use the OWL forum for discussions
- Students should post all course-related content on the discussion forum so that everyone can access answers to questions.

10. Evaluation

Below is the evaluation breakdown for the course. More details on OWL.

Assessment	Format	Weighting	Due Date
Quizzes	Multiple-choice questions and map labelling, from lectures and materials in previous weeks 8x5%.	40%	15-minute timed access on OWL, during the 24 hour period indicated.
Tests	Multiple-choice questions, map interpretation, and short-answers (10-100 words) to questions presented. 2X20%	40%	50-minute timed access on OWL, during a 24-hour period on Feb. 12 and Mar. 19.
Group Project	Work outside class in assigned groups on topics re China's geography; Groups and topics will be confirmed (Jan. 22). Interim (5%) Group report of member activities and final (15%) written report.	20%	Submit to OWL. Assignments Interim Feb. 26 Final Apr. 9



Students are responsible for material covered in the lectures as well as the assigned readings in the text.

Click [here](#) for a detailed and comprehensive set of policies and regulations concerning examinations and grading. The table below outlines the University-wide grade descriptors.

A+	90-100	One could scarcely expect better from a student at this level
A	80-89	Superior work which is clearly above average
B	70-79	Good work, meeting all requirements, and eminently satisfactory
C	60-69	Competent work, meeting requirements
D	50-59	Fair work, minimally acceptable
F	below 50	Fail

Information about late or missed evaluations:

Students seeking academic accommodation on medical grounds for missed assessments worth less than 10% of the course grade must submit documentation to the Academic Counselling office of their home faculty and provide documentation within 48 hours of the scheduled assessment. It will be the Dean's office that will determine if accommodation is warranted. In addition, the student must notify the course instructor within the same 48 hours to avoid receiving a grade of zero.

- Late assessments without illness self-reports will be subject to a late penalty 10% per day
- Late assessments with illness self-reports should be submitted within 24 hours of submission of the last illness self-report.
- An assessment cannot be submitted after it has been returned to the class; the weight will be transferred to the final grade.

Grades will not be adjusted on the basis of need. It is important to monitor your performance in the course. Remember: *You are responsible for your grades in this course.*

11. Accommodation Policies

Students with disabilities work with Accessible Education (formerly SSD) which provides recommendations for accommodation based on medical documentation or psychological and cognitive testing. The accommodation policy can be found here: [Academic Accommodation for Students with Disabilities](#).

Academic Consideration for Student Absence

Students will have up to two (2) opportunities during the regular academic year to use an on-line portal to self-report an absence during the term, provided the following conditions are met: the absence is no more than 48 hours in duration, and the assessment for which consideration is being sought is worth 30% or less of the student's final grade. Students are expected to contact their instructors within 24 hours of the end of the period of the self-reported absence, unless noted on the syllabus. Students are not able to use the self-reporting option in the following circumstances:

- for exams scheduled by the Office of the Registrar (e.g., December and April exams)

- absence of a duration greater than 48 hours,
- assessments worth more than 30% of the student's final grade,
- if a student has already used the self-reporting portal twice during the academic year

If the conditions for a Self-Reported Absence are *not* met, students will need to provide a Student Medical Certificate if the absence is medical, or provide appropriate documentation if there are compassionate grounds for the absence in question. Students are encouraged to contact their Faculty academic counselling office to obtain more information about the relevant documentation.

Students should also note that individual instructors are not permitted to receive documentation directly from a student, whether in support of an application for consideration on medical grounds, or for other reasons. **All documentation required for absences that are not covered by the Self-Reported Absence Policy must be submitted to the Academic Counselling office of a student's Home Faculty.**

For Western University policy on Consideration for Student Absence, see

[Policy on Academic Consideration for Student Absences - Undergraduate Students in First Entry Programs](#)

and for the Student Medical Certificate (SMC), see:

http://www.uwo.ca/univsec/pdf/academic_policies/appeals/medicalform.pdf.

Religious Accommodation

Students should consult the University's list of recognized religious holidays, and should give reasonable notice in writing, prior to the holiday, to the Instructor and an Academic Counsellor if their course requirements will be affected by a religious observance. Additional information is given in the [Western Multicultural Calendar](#).

12. Make-up Examinations

Makeups will be granted with approved documentation only. All documentation for missed exams must be provided to the Academic Counselling Office within 48 hours of the scheduled exam, otherwise the instructor will assign a grade of zero.

The format and content of make-ups may differ substantially from the scheduled test or examination.

13. How to Be Successful in this Class:

Students enrolled in this class should understand the level of autonomy and self-discipline required to be successful.



1. Invest in a planner or application to keep track of your courses. Populate all your deadlines at the start of the term and schedule time at the start of each week to get organized and manage your time.
2. Make it a daily habit to log onto OWL to ensure you have seen everything posted to help you succeed in this class.
3. Follow weekly checklists created on OWL or create your own to help you stay on track.
4. Take notes as you go through the lesson material. Treat this course as you would a face-to-face course. Keeping handwritten notes or even notes on a regular Word document will help you learn more effectively than just reading or watching the videos.
5. Connect with others. Try forming an online study group and try meeting on a weekly basis for study and peer support.
6. Do not be afraid to ask questions. If you are struggling with a topic, check the online discussion boards or contact your instructor(s) and or teaching assistant(s).
7. Reward yourself for successes. It seems easier to motivate ourselves knowing that there is something waiting for us at the end of the task.

14. Use of Recordings

All of the remote learning sessions for this course will be recorded. The data captured during these recordings may include your image, voice recordings, chat logs and personal identifiers (name displayed on the screen). The recordings will be used for educational purposes related to this course, including evaluations. The recordings may be disclosed to other individuals under special circumstances. Please contact the instructor if you have any concerns related to session recordings.

Participants in this course are not permitted to record the sessions, except where recording is an approved accommodation, or the participant has the prior written permission of the instructor.

15. Statements concerning Online Etiquette

Some components of this course will involve online interactions. To ensure the best experience for both you and your classmates, please honour the following rules of etiquette:

- Please “arrive” to class on time
- Please use your computer and/or laptop if possible (as opposed to a cell phone or tablet)
- Ensure that you are in a private location to protect the confidentiality of discussions in the event that a class discussion deals with sensitive or personal material
- To minimize background noise, kindly mute your microphone for the entire class until you are invited to speak, unless directed otherwise
- In order to give us optimum bandwidth and web quality, please turn off your video camera for the entire class unless you are invited to speak
- Please be prepared to turn your video camera off at the instructor’s request if the internet connection becomes unstable
- Unless invited by your instructor, do not share your screen in the meeting

The course instructor will act as moderator for the class and will deal with any questions from participants. To participate please consider the following:

- If you wish to speak, use the “raise hand” function and wait for the instructor to acknowledge you before beginning your comment or question
- Remember to unmute your microphone and turn on your video camera before speaking
- Self-identify when speaking
- Remember to mute your mic and turn off your video camera after speaking (unless directed otherwise)

General considerations of “netiquette”:

- Keep in mind the different cultural and linguistic backgrounds of the students in the course.
- Be courteous toward the instructor, your colleagues, and authors whose work you are discussing.
- Be respectful of the diversity of viewpoints that you will encounter in the class and in your readings. The exchange of diverse ideas and opinions is part of the scholarly environment. “Flaming” is never appropriate.
- Be professional and scholarly in all online postings. Cite the ideas of others appropriately.

Note that disruptive behaviour of any type during online classes, including inappropriate use of the chat function, is unacceptable. Students found guilty of Zoom-bombing a class or of other serious online offenses may be subject to disciplinary measures under the Code of Student Conduct.

16. Academic Offences

Scholastic offences are taken seriously and students are directed to read the appropriate policy, specifically, the definition of what constitutes a Scholastic Offence.

Computer-marked multiple-choice tests and/or exams may be subject to submission for similarity review by software that will check for unusual coincidences in answer patterns that may indicate cheating.

17. Western’s Commitment to Accessibility

The Department of Geography strives at all times to provide accessibility to all faculty, staff, students and visitors in a way that respects the dignity and independence of people with disabilities.

Please contact the course instructor if you require material in an alternate format or if you require any other arrangements to make this course more accessible to you. You may also wish to contact Services for Students with Disabilities (SSD) at 519-661-2147 for any specific question

regarding an accommodation. [Information regarding accommodation of exams](#) is available on the Registrar's website.

More information about "[Accessibility at Western](#)" is available.

18. Mental Health

If you or someone you know is experiencing distress, there are several resources here at Western to assist you. Please visit Western's [Health and Wellness website](#) for more information on mental health resources.

19. Support Services

[Western's Support Services](#)
[Student Development Centre](#)

20. Important Dates

January 11: Classes resume

January 19: Last day to add a second term half course

February 15: Family Day – Department Office Closed

February 13 to February 21: Spring Reading Week (No classes; Department Office open)

March 15: Last day to drop a first term half course without penalty

April 2: Good Friday

April 12: Classes end

April 13: Study day

April 14 to April 30: Examination Period